



Clean Water Academy

50,000 Course Completion Report

Reporting Period

January 1st, 2018 - March 1st, 2025

The Pennsylvania Clean Water Academy (CWA) is an online training library for Pennsylvania Department of Environmental Protection (DEP) and conservation district staff, sewage enforcement officers, and the public. It serves as both an onboarding resource for new conservation district employees and a training platform for existing staff.

CWA is funded by a grant from DEP. In collaboration with DEP, the Pennsylvania Association of Conservation Districts (PACD) supports the administration, development, and management of CWA by updating existing content and developing new courses and training programs.

CWA offers over 800 digital courses and training programs covering a wide range of topics such as Chapter 102 and 105 regulations, agriculture and nutrient management, watershed planning and the Chesapeake Bay, water quality, wetland restoration, stream ecology and impacts, grants and funding resources, and much more.

Highlights & Key Takeaways

In March of 2025, CWA surpassed 50,000 course completions



Course completions refer to the total number of individual courses successfully completed by all users of CWA. This milestone reflects significant engagement and successful completion of many courses by DEP staff, conservation district staff, sewage enforcement officers, cooperating agencies, and the public.



Patterns and peaks: What does the data reveal?

From January 1st, 2018 through March 1st, 2025, CWA recorded a total of **52,264 course completions** by **4,205 users** (*Figure 1*).

Three significant spikes in course completions were observed. The first, in March 2020, was likely driven by the shift to remote work and virtual training due to COVID-19. The second, in April 2022, coincided with the release of 5 popular courses on Chapter 102 technical training topics. The third, at the end of 2024, aligned with the launch of the Qualified Visual Site Inspector (QVSI) Training Program.

User groups: Who are the primary audiences of CWA?

User groups refer to different categories of individuals that use CWA including DEP staff, conservation district (CD) staff, sewage enforcement officers (SEOs), cooperating agency staff, and members of the public.

CD users	922
SEO users	884
DEP users	846
Cooperating agencies	65
*Public users	1,488

*Public user access began in 2024 with the release of the Qualified Visual Site Inspector (QVSI) Training Program.

Highlights & Key Takeaways

Courses vs. training programs: What's the difference?



CWA contains both courses and training programs. Courses consist of activities which may include e-learning modules, recorded webinars, resource documents, and quizzes. Training programs consist of multiple courses and are designed primarily for new employee orientation and onboarding.

In data collected from this reporting period, CWA recorded a total of **2,291 training program completions**.



Course enrollments: Looking at the bigger picture

Course enrollments reflect engagement with training materials, even when full completion status is not achieved. Many users access portions of a course or training for reference, completing some activities but not all. This engagement demonstrates meaningful participation in the learning process and highlights the importance of making resources accessible and useful to staff.

In total, CWA recorded **137,312 course enrollments** during this reporting period.

Conservation district participation



Of the 52,264 total course completions, **23,165 (45%)** were completed by conservation district staff (*Figure 2*). In addition, district staff completed a total of **777 training programs** during this reporting period.

Total Course Completions Across all Users

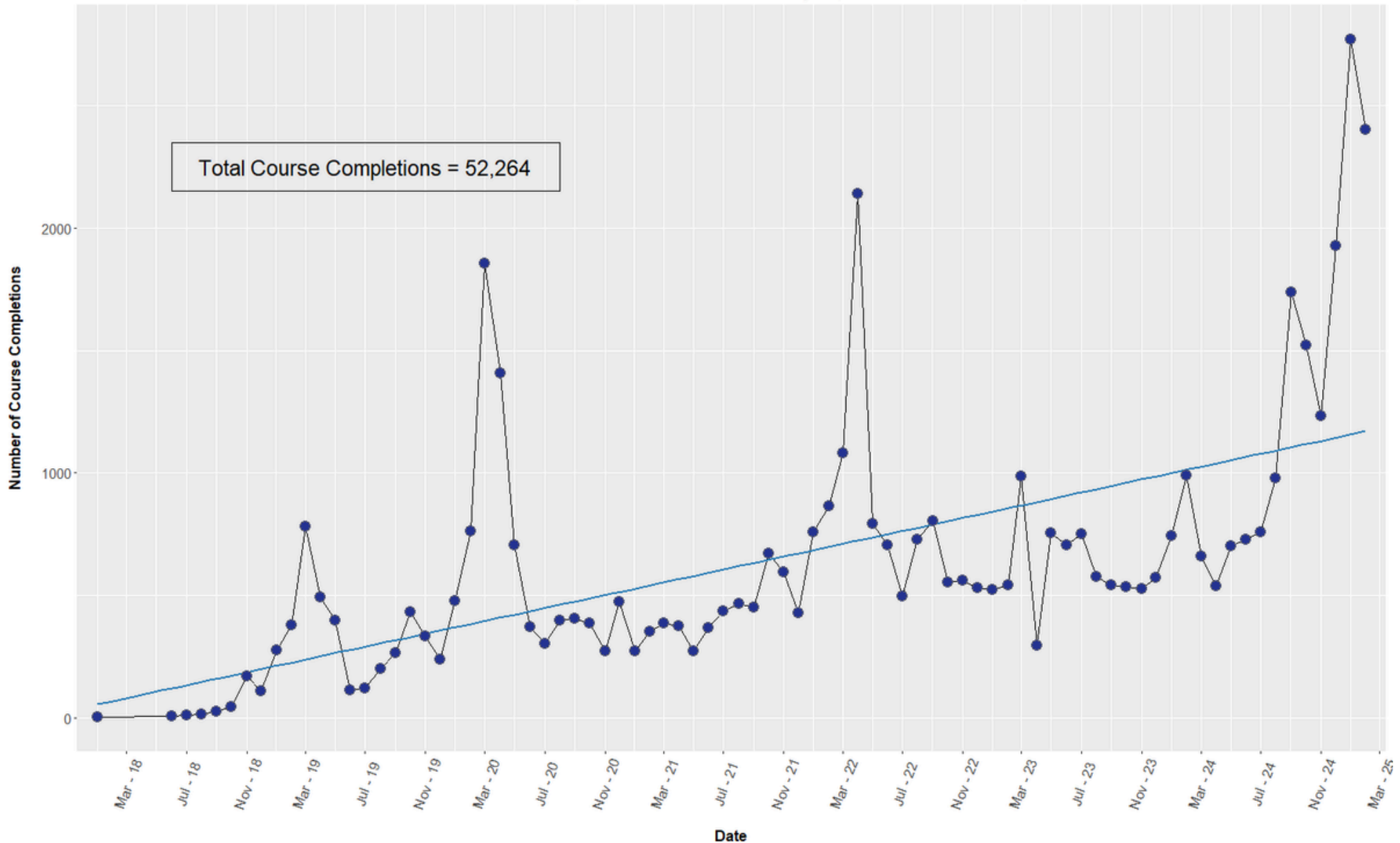


Figure 1: Total course completions from January 1st, 2018 through March 1st, 2025, highlighting a grand total of 52,264 completions. Data includes all user groups (DEP staff, conservation district staff, sewage enforcement officers, cooperating agency staff, and the public).

Course Completions by User Group

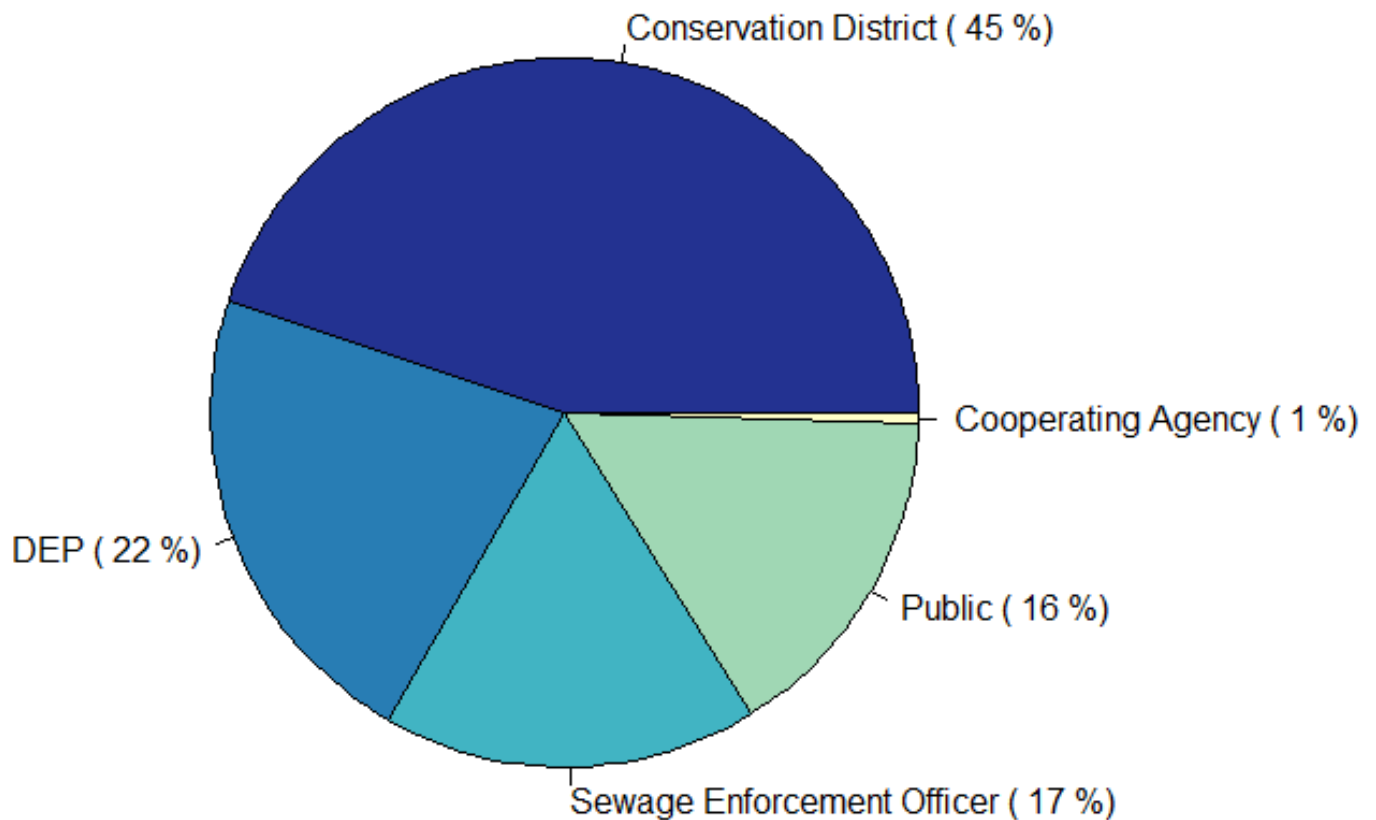


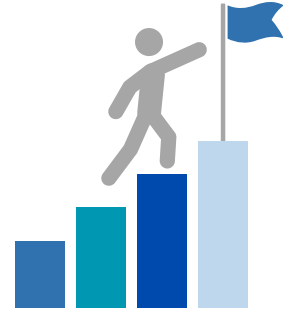
Figure 2: Course completions by user group (DEP staff, conservation district staff, sewage enforcement officers, cooperating agency staff, and the public) from January 1st, 2018 through March 1st, 2025.

District Recognition

TOP 10 DISTRICTS WITH THE HIGHEST COURSE COMPLETIONS

Course Completions per Employee

*Adjusted for district size



Washington	114
Beaver	100
Blair	95
Susquehanna	85
Tioga	85
Huntingdon	83
Northumberland	65
Union	62
Juniata	60
Wyoming	58

*Course completions adjusted for district size by dividing total course completions per district by total number of employees at each district

Course Completions per Employee Across all Districts

*Adjusted for District Size

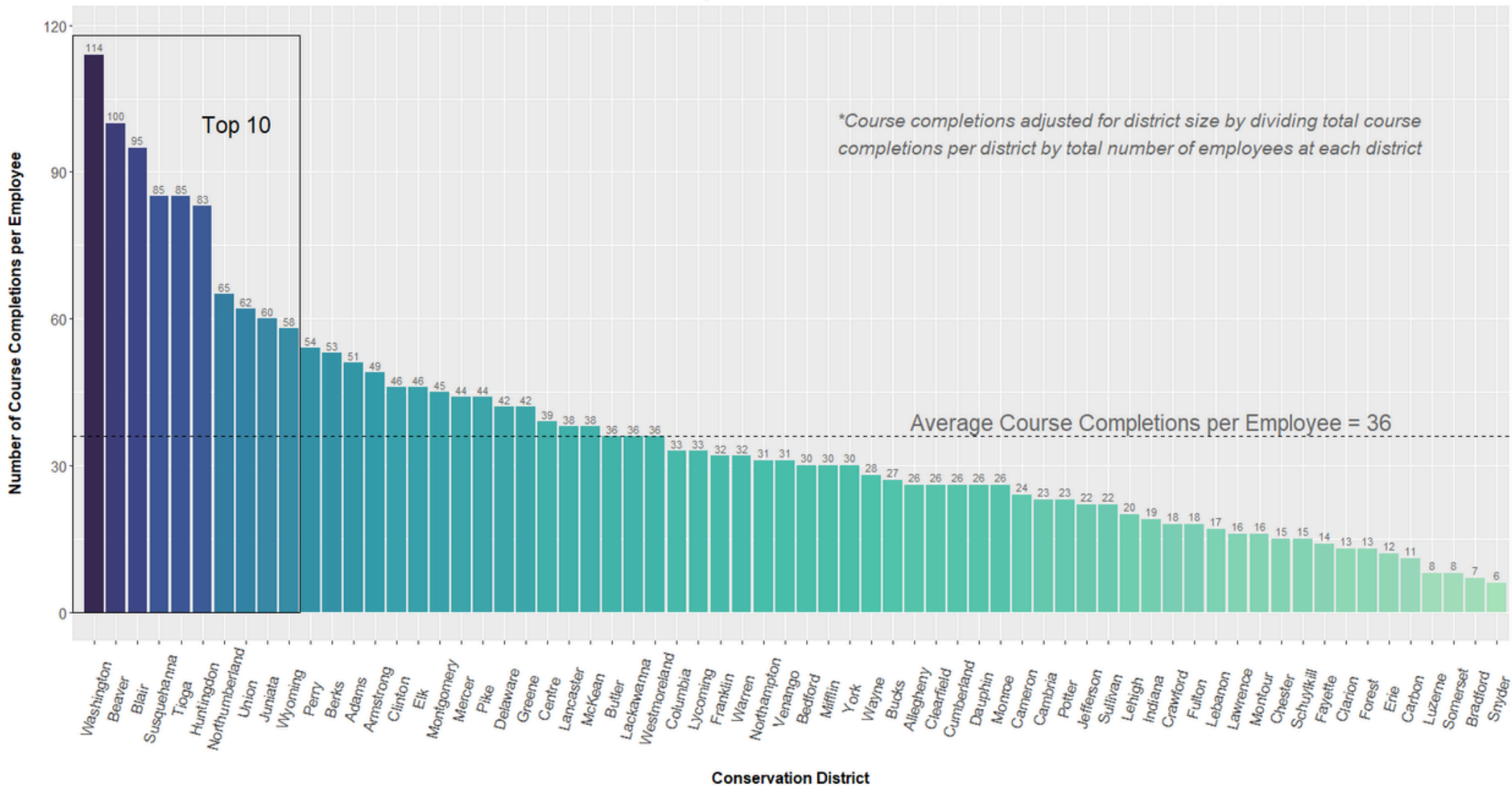


Figure 3: Course completions per employee across all 66 districts from January 1st, 2018 through March 1st, 2025, adjusted for district size.

Individual Recognition

TOP 10 INDIVIDUALS WITH THE HIGHEST COURSE COMPLETIONS

Total Course Completions



Stephen Beach, Blair CCD	227
Matthew Golden, Washington CCD	221
Rebecca Smith, Mercer CCD	166
Tyne Blazier, Huntingdon CCD	161
Patti Arbogast, Union CCD	155
Zach Green, Adams CCD	155
Dave Taylor, Wyoming CCD	152
Tom Ulrich, Washington CCD	147
Jason Branning, Susquehanna CCD	144
Devon Weyant, Blair CCD	119