




Good Neighbors



A Water Quality Activity and Coloring Book

Produced by the Pennsylvania Chesapeake Bay Program
Illustrated by Bill Wiscott, Maryland Department of General Services



Getting Started...

Work through the following pages. If you need help ask a parent, teacher, or another adult.

1. Because clean water is important, protecting water is important.
Why is clean water important to you?

2. Making sure water is clean and safe for animals and people to use is called protecting *water quality*. Everything we do can affect water quality. That's because anything that goes on the land or down the drain can travel into creeks, rivers, or water that is under the ground.

Can you think of something that you use every day that goes down the drain?

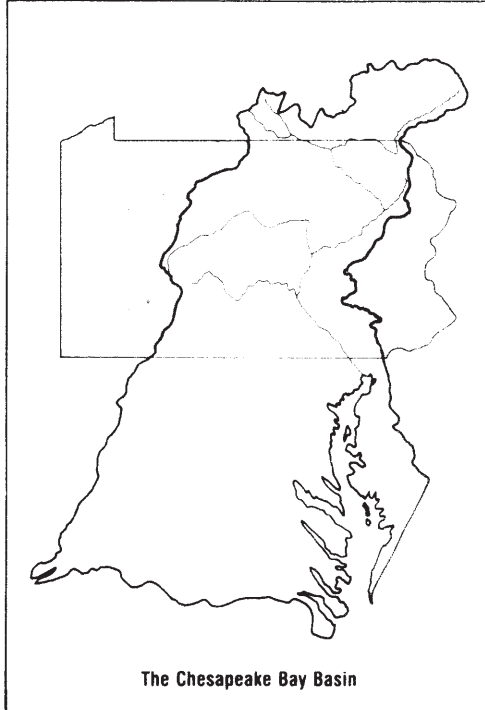
3. Something that harms the water and causes water pollution upstream, may travel downstream and cause water pollution in your backyard.

With the help of a parent or a teacher, get a map and find the nearest stream or river to your home. Can you name a town that is located *upstream* from you?

Can you name a town that is located *downstream* from you?



4.



In Pennsylvania, lots of the water moves downstream and travels to the Chesapeake Bay.

Find Pennsylvania on this drawing and color it green.

Find the Chesapeake Bay and color it blue.

5. Water pollution in Pennsylvania is hurting the fish and plants that live in Pennsylvania streams and in the Chesapeake Bay. Draw a picture of a fish, bird, or other animal that might live in a Pennsylvania stream or at the Chesapeake Bay.

6. Good neighbors do their part to help keep the water clean so that it can safely be used for things such as drinking, bathing, and swimming. Pennsylvania's good neighbors are helping to keep the animals and plants living in the Chesapeake Bay healthy. What can you do to be a Good Neighbor? (Hint: You may get some good ideas by reading the following pages)
-




Get Involved

Everybody can help protect water quality. Learn as much as you can. Invite the local conservation district staff to your school. Read books and newspapers. Tell your family how and why you want to help protect water quality.




Save Water

Saving water helps reduce water pollution. Remember to turn the water off while you brush your teeth or wash your hands. Can you think of another way to help save water?



Use Household Products Properly

BE CAREFUL... Many things around the home, like paint or cleaners, can harm you and water quality if they are handled improperly. How can you be sure you are using cleaners properly? Where can you go to for help?




Care For Your Lawn

Everyone needs to be careful when they use lawn fertilizers. If too much fertilizer is used, the extra fertilizer will wash off the lawn and cause water pollution. Can you think of something you can plant, with an adult, that will help make your yard look nice and at the same time help protect water quality?




Plant Trees and Shrubs

Grass, trees, and shrubs soak up extra fertilizer (nutrients) and help protect water quality. Plants also prevent soil erosion by keeping the dirt where it belongs—on your yard. Plants look nice. Can you think of another way plants can help the environment?



Use Bug Controls Carefully


Not all bugs are bad. Some bug sprays can kill all bugs, even friendly ones like ladybugs. Staff at the local Cooperative Extension office can teach your family new ways of controlling unwanted pests. Can you think of an unwanted bug that might live in woodpiles or in other places near your home?



Control Rainwater

When lots of rain falls on hard surfaces, such as concrete sidewalks, driveways, and streets, it runs off, carrying leaves, trash, and car oil into storm drains. Storm drains eventually empty into creeks and rivers. Trash, yard wastes, and car oil causes water pollution. Can you think of a way to help rain water soak into the ground?


(possible answers: divert runoff onto grassed areas, use materials such as wood, flagstone and brick for sidewalks, patios, ect..)



Dispose of Things Properly

Toilets are not garbage cans. They should not be used to throw away trash, dangerous chemicals, paint, or your brother or sister! What could happen if paint were thrown down the toilet?

(possible answers: System could become clogged, Paint and other toxic substances can cause water pollution, etc.)



Cars Can Hurt Water Quality

Many things that help make a car run can hurt water quality. Help your parents by letting them know used motor oil and antifreeze should be placed in a container, with a tight lid, and taken to a recycling center. They should not be thrown in the trash or dumped on the ground or down a drain! Where should cars be washed so that car grime and detergents do not cause water pollution?

(possible answers: wash cars on areas where water and soaps can be filtered by grass, in car washes with specially designed drainage systems)



Watch for Spills

If you see that motor oil, antifreeze or similar product has leaked onto the driveway or garage floor, do not use water to wash the area. Remember, these products can cause water pollution. With your parent's help, sprinkle sawdust, or dirt onto the area. Then carefully sweep the material into a strong bag, seal the bag carefully and put it in the trash. Can you think of something else that can safely be used to soak up car spills?